

Giancarlo Aquilanti
153 S. California Ave # F-219
Palo Alto, CA 94306
Tel. (650) 799-5751
e-mail: gcarlo@ccrma.stanford.edu

EDUCATION

- 1992-96 **Stanford University**, Stanford, California
Doctor of Musical Arts in Composition, June 1996
- 1986-88 **California State University**, Hayward, California
Master of Arts in Composition, Graduated Summa Cum Laude, June 1988
- 1980-85 **Conservatory of Music “Giacchino Rossini”** Pesaro, Italy
Diploma in Composition, Choral Music and Conducting, June 1985
- 1974-79 **Conservatory of Music “Giacchino Rossini”** Pesaro, Italy
Diploma in Trumpet, June 1979

TEACHING EXPERIENCE

- 1996-present **Stanford University**, Stanford, California
Director Music Theory Program
Music Director Stanford Wind Ensemble.
- 1996-2002 **California State University at Hayward**
Lecturer in Music Theory/Composition
- 1981-1985; 1988-1992
Scuola Media Savoia, Jesi, Italy
Teacher of Music History; instructed High School students

CONDUCTING EXPERIENCE

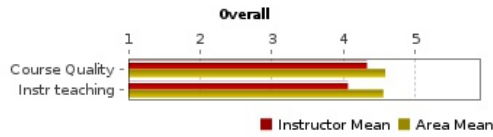
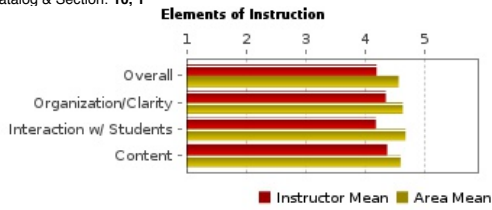
- 1985 – present Guest Conductor various groups (Orchestras, Symphonic Bands) in Europe and United States
- 1998 - present **Stanford University**, Stanford, California
Music Director Stanford Wind Ensemble
- 1995 - 2001 **Stanford University**, Stanford, California
Assistant Conductor Stanford Symphony Orchestra
- 1986-88 **Christ Lutheran Church**, San Lorenzo, California
Choir Director and Organist
- 1979-85; 1988-92
Regina della Pace Chorus, Jesi, Italy
Founder and Director; performing Concerts and Competitions throughout and Europe.

AWARDS

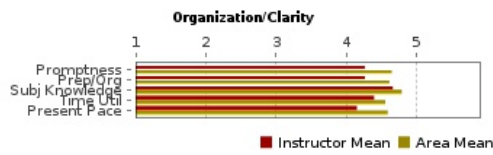
- 2010 **Premio Vallesina**, Natives of the Marche Region who have distinguished themselves around the World.
- 2004 **Walter J. Gores Award**, for Excellence in Teaching
Stanford University
- 1998 **Berkeley Symphony Orchestra**, Berkeley, California
Selected for the Composers Symposium, *Under Construction*.
- 1995 **Stanford University**, Stanford, California
Award of Arts Roundtable Grant for the production of the Opera *Lot's Women*.
- 1994 **Marin Symphony Orchestra**, San Rafael, California
Selected for the Composers Symposium.
- 1991 **Riva del Garda**, Italy
Choir Competition Finalist.
- 1983 **Valle Corsa**, Italy
1st place in Choir Competition.

Instructor: **Aquilanti, Giancarlo**
 Subject: **ATHLETIC**
 Catalog & Section: **10, 1**

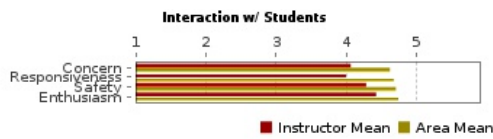
Course Title: **BAND, SPORTS ACTIVITY**
 Enrollment: **44** Responses Incl Declines: **32**
 (Declined: **14**)



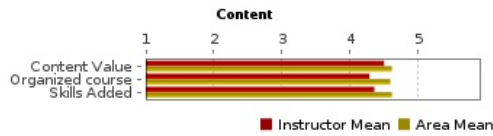
	Response Rate	Mean	Std Dev	Ex	Vg	G	F	P	N/A
Course Quality	38%	4.33	0.79	8	4	3	0	0	2
Instr teaching	38%	4.07	0.93	6	5	3	1	0	2



	Response Rate	Mean	Std Dev	Ex	Vg	G	F	P	N/A
Promptness	38%	4.27	0.77	7	5	3	0	0	2
Prep/Org	38%	4.27	0.77	7	5	3	0	0	2
Subj Knowledge	38%	4.67	0.60	11	3	1	0	0	2
Time Util	38%	4.40	0.71	8	5	2	0	0	2
Present Pace	34%	4.15	0.77	5	5	3	0	0	2



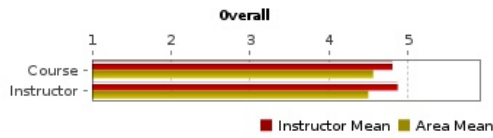
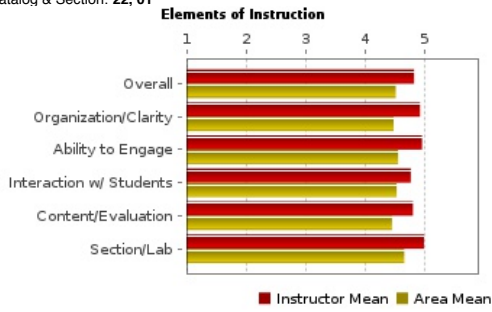
	Response Rate	Mean	Std Dev	Ex	Vg	G	F	P	N/A
Concern	38%	4.07	1.00	7	3	4	1	0	2
Responsiveness	38%	4.00	1.03	6	5	2	2	0	2
Safety	38%	4.29	0.80	7	4	3	0	0	3
Enthusiasm	38%	4.43	0.62	7	6	1	0	0	3



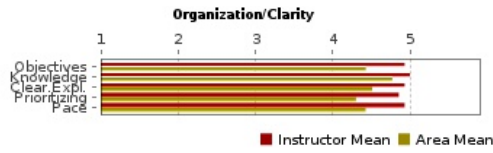
	Response Rate	Mean	Std Dev	Ex	Vg	G	F	P	N/A
Content Value	38%	4.50	0.63	8	5	1	0	0	3
Organized course	38%	4.29	0.70	6	6	2	0	0	3
Skills Added	38%	4.36	0.72	7	5	2	0	0	3

Instructor: **Aquilanti, Giancarlo**
 Subject: **MUSIC**
 Catalog & Section: **22, 01**

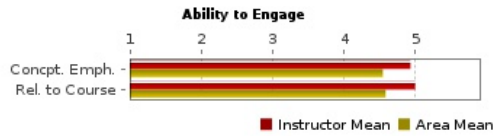
Course Title: **ELEMENTS OF MUSIC II**
 Enrollment: **25** Responses Incl Declines: **22**
 (Declined: **4**)



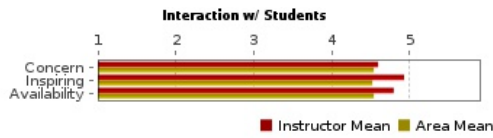
	Response Rate	Mean	Std Dev	Ex	Vg	G	F	P	N/A
Course	60%	4.80	0.54	13	1	1	0	0	0
Instructor	60%	4.87	0.34	13	2	0	0	0	0



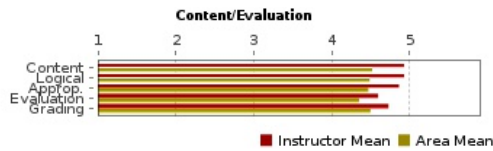
	Response Rate	Mean	Std Dev	Ex	Vg	G	F	P	N/A
Objectives	60%	4.93	0.25	14	1	0	0	0	0
Knowledge	60%	5.00	0.00	15	0	0	0	0	0
Clear Expl	60%	4.93	0.25	14	1	0	0	0	0
Prioritizing	60%	4.86	0.52	13	0	1	0	0	1
Pace	60%	4.93	0.25	14	1	0	0	0	0



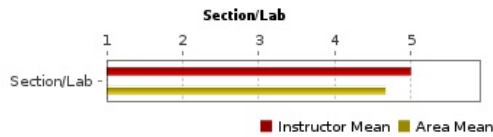
	Response Rate	Mean	Std Dev	Ex	Vg	G	F	P	N/A
Concept. Emph.	60%	4.93	0.25	14	1	0	0	0	0
Rel. to Course	60%	5.00	0.00	15	0	0	0	0	0



	Response Rate	Mean	Std Dev	Ex	Vg	G	F	P	N/A
Concern	60%	4.60	0.80	11	3	0	1	0	0
Inspiring	60%	4.93	0.25	14	1	0	0	0	0
Availability	60%	4.80	0.54	13	1	1	0	0	0



	Response Rate	Mean	Std Dev	Ex	Vg	G	F	P	N/A
Content	60%	4.93	0.25	14	1	0	0	0	0
Logical	60%	4.93	0.25	14	1	0	0	0	0
Approp.	60%	4.87	0.34	13	2	0	0	0	0
Evaluation	60%	4.60	0.88	12	1	1	1	0	0
Grading	60%	4.73	0.57	12	2	1	0	0	0

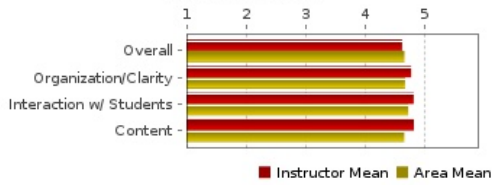


	Response Rate	Mean	Std Dev	Ex	Vg	G	F	P	N/A
Section/Lab	60%	5.00	0.00	15	0	0	0	0	0

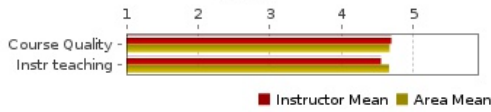
Instructor: **Aquilanti, Giancarlo**
 Subject: **ATHLETIC**
 Catalog & Section: **10, 1**

Course Title: **BAND, SPORTS ACTIVITY**
 Enrollment: **24** Responses Incl Declines: **21**
 (Declined: **9**)

Elements of Instruction

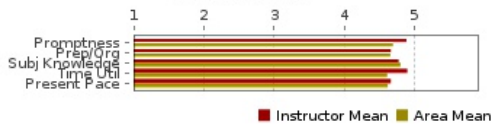


Overall



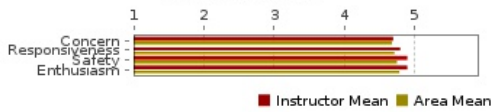
	Response Rate	Mean	Std Dev	Ex	Vg	G	F	P	N/A
Course Quality	45%	4.70	0.46	7	3	0	0	0	1
Instr teaching	45%	4.56	0.68	6	2	1	0	0	2

Organization/Clarity



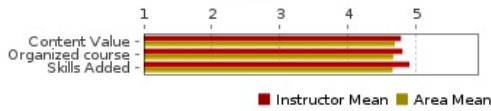
	Response Rate	Mean	Std Dev	Ex	Vg	G	F	P	N/A
Promptness	45%	4.89	0.31	8	1	0	0	0	2
Prep/Org	45%	4.67	0.67	7	1	1	0	0	2
Subj Knowledge	45%	4.78	0.42	7	2	0	0	0	2
Time Util	45%	4.90	0.30	9	1	0	0	0	1
Present Pace	45%	4.67	0.67	7	1	1	0	0	2

Interaction w/ Students



	Response Rate	Mean	Std Dev	Ex	Vg	G	F	P	N/A
Concern	45%	4.70	0.64	8	1	1	0	0	1
Responsiveness	45%	4.80	0.40	8	2	0	0	0	1
Safety	45%	4.90	0.30	9	1	0	0	0	1
Enthusiasm	45%	4.90	0.30	9	1	0	0	0	1

Content

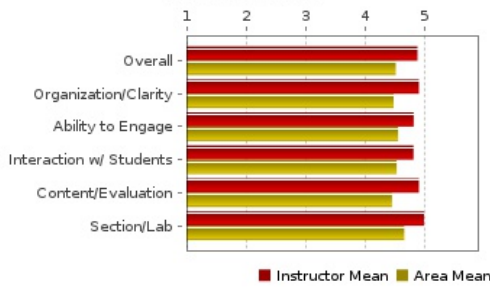


	Response Rate	Mean	Std Dev	Ex	Vg	G	F	P	N/A
Content Value	45%	4.78	0.42	7	2	0	0	0	2
Organized course	45%	4.80	0.40	8	2	0	0	0	1
Skills Added	45%	4.90	0.30	9	1	0	0	0	1

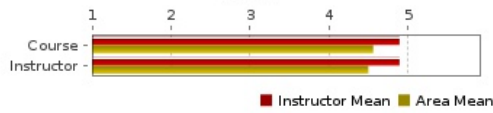
Instructor: **Aquilanti, Giancarlo**
 Subject: **MUSIC**
 Catalog & Section: **161A, 01**

Course Title: **STANFORD WIND ENSEMBLE**
 Enrollment: **29** Responses Incl Declines: **25**
 (Declined: **7**)

Elements of Instruction

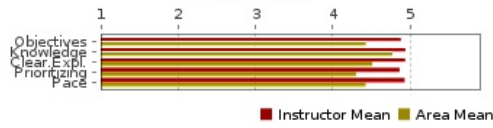


Overall



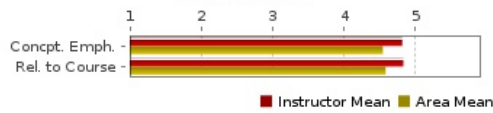
	Response Rate	Mean	Std Dev	Ex	Vg	G	F	P	N/A
Course	62%	4.89	0.31	16	2	0	0	0	0
Instructor	62%	4.89	0.31	16	2	0	0	0	0

Organization/Clarity



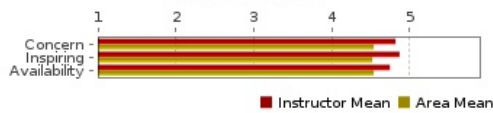
	Response Rate	Mean	Std Dev	Ex	Vg	G	F	P	N/A
Objectives	58%	4.88	0.47	16	0	1	0	0	0
Knowledge	58%	4.94	0.24	16	1	0	0	0	0
Clear Expl.	58%	4.94	0.24	15	1	0	0	0	1
Prioritizing	58%	4.87	0.34	13	2	0	0	0	2
Pace	58%	4.93	0.25	14	1	0	0	0	2

Ability to Engage



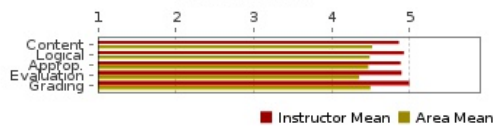
	Response Rate	Mean	Std Dev	Ex	Vg	G	F	P	N/A
Concept. Emph.	58%	4.82	0.57	10	0	1	0	0	6
Rel. to Course	58%	4.83	0.55	11	0	1	0	0	5

Interaction w/ Students



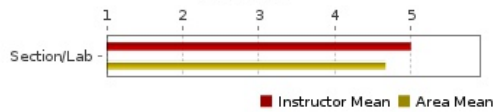
	Response Rate	Mean	Std Dev	Ex	Vg	G	F	P	N/A
Concern	58%	4.82	0.51	15	1	1	0	0	0
Inspiring	58%	4.88	0.48	15	0	1	0	0	1
Availability	58%	4.75	0.60	10	1	1	0	0	5

Content/Evaluation



	Response Rate	Mean	Std Dev	Ex	Vg	G	F	P	N/A
Content	58%	4.87	0.34	13	2	0	0	0	2
Logical	58%	4.93	0.26	13	1	0	0	0	3
Approp.	58%	4.89	0.31	8	1	0	0	0	8
Evaluation	58%	4.90	0.30	9	1	0	0	0	7
Grading	58%	5.00	0.00	11	0	0	0	0	6

Section/Lab

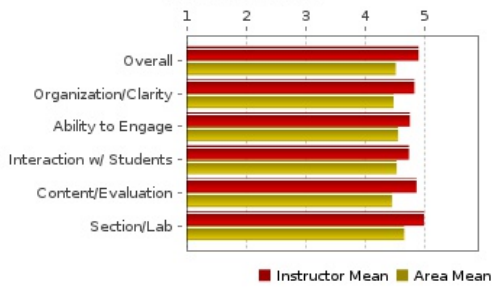


	Response Rate	Mean	Std Dev	Ex	Vg	G	F	P	N/A
Section/Lab	58%	5.00	0.00	5	0	0	0	0	12

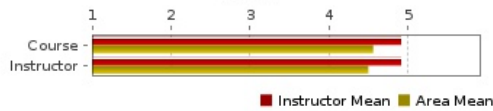
Instructor: **Aquilanti, Giancarlo**
 Subject: **MUSIC**
 Catalog & Section: **161C, 01**

Course Title: **RED VEST BAND**
 Enrollment: **55** Responses Incl Declines: **47**
 (Declined: **22**)

Elements of Instruction

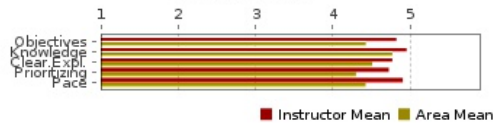


Overall



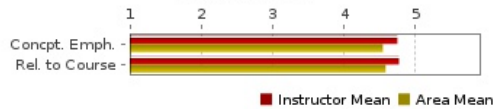
	Response Rate	Mean	Std Dev	Ex	Vg	G	F	P	N/A
Course	40%	4.91	0.29	20	2	0	0	0	0
Instructor	40%	4.91	0.29	20	2	0	0	0	0

Organization/Clarity



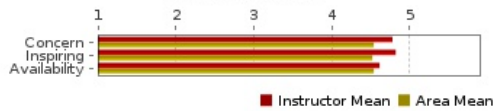
	Response Rate	Mean	Std Dev	Ex	Vg	G	F	P	N/A
Objectives	41%	4.93	0.38	19	4	0	0	0	0
Knowledge	41%	4.96	0.20	22	1	0	0	0	0
Clear Expl.	41%	4.77	0.52	18	3	1	0	0	1
Prioritizing	41%	4.73	0.62	18	2	2	0	0	1
Pace	41%	4.91	0.29	20	2	0	0	0	1

Ability to Engage



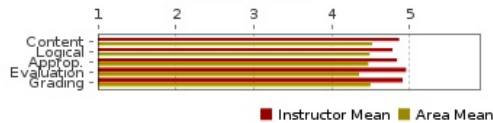
	Response Rate	Mean	Std Dev	Ex	Vg	G	F	P	N/A
Concpt. Emph.	41%	4.75	0.54	16	3	1	0	0	3
Rel. to Course	41%	4.77	0.52	18	3	1	0	0	1

Interaction w/ Students



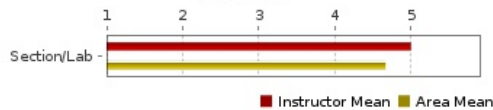
	Response Rate	Mean	Std Dev	Ex	Vg	G	F	P	N/A
Concern	41%	4.78	0.51	19	3	1	0	0	0
Inspiring	41%	4.83	0.48	20	2	1	0	0	0
Availability	41%	4.62	0.65	15	4	2	0	0	2

Content/Evaluation



	Response Rate	Mean	Std Dev	Ex	Vg	G	F	P	N/A
Content	41%	4.87	0.34	20	3	0	0	0	0
Logical	41%	4.78	0.51	19	3	1	0	0	0
Approp.	41%	4.84	0.36	16	3	0	0	0	4
Evaluation	41%	4.96	0.20	22	1	0	0	0	0
Grading	41%	4.91	0.28	21	2	0	0	0	0

Section/Lab

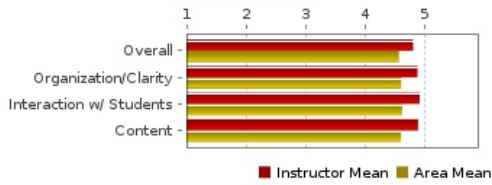


	Response Rate	Mean	Std Dev	Ex	Vg	G	F	P	N/A
Section/Lab	41%	5.00	0.00	8	0	0	0	0	15

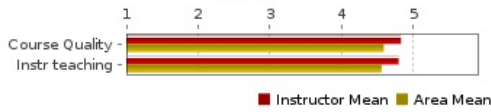
Instructor: **Aquilanti, Giancarlo**
 Subject: **ATHLETIC**
 Catalog & Section: **10, 1**

Course Title: **BAND, SPORTS ACTIVITY**
 Enrollment: **30** Responses Incl Declines: **24**
 (Declined: **11**)

Elements of Instruction

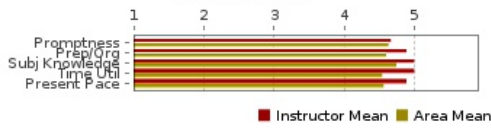


Overall



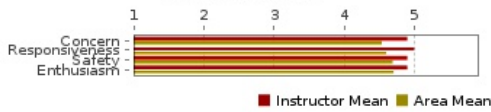
	Response Rate	Mean	Std Dev	Ex	Vg	G	F	P	N/A
Course Quality	43%	4.83	0.37	10	2	0	0	0	1
Instr teaching	43%	4.80	0.40	8	2	0	0	0	3

Organization/Clarity



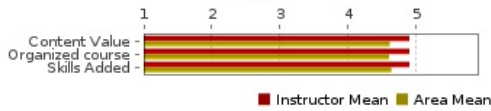
	Response Rate	Mean	Std Dev	Ex	Vg	G	F	P	N/A
Promptness	43%	4.67	0.67	7	1	1	0	0	4
Prep/Org	43%	4.89	0.31	8	1	0	0	0	4
Subj Knowledge	43%	5.00	0.00	9	0	0	0	0	4
Time Util	43%	5.00	0.00	9	0	0	0	0	4
Present Pace	43%	4.89	0.31	8	1	0	0	0	4

Interaction w/ Students



	Response Rate	Mean	Std Dev	Ex	Vg	G	F	P	N/A
Concern	43%	4.90	0.30	9	1	0	0	0	3
Responsiveness	43%	5.00	0.00	10	0	0	0	0	3
Safety	43%	4.90	0.30	9	1	0	0	0	3
Enthusiasm	43%	4.90	0.30	9	1	0	0	0	3

Content



	Response Rate	Mean	Std Dev	Ex	Vg	G	F	P	N/A
Content Value	43%	4.90	0.30	9	1	0	0	0	3
Organized course	43%	4.90	0.30	9	1	0	0	0	3
Skills Added	43%	4.90	0.30	9	1	0	0	0	3

Instructor: **Aquilanti, Giancarlo**

Course Title: **STANFORD WIND ENSEMBLE**

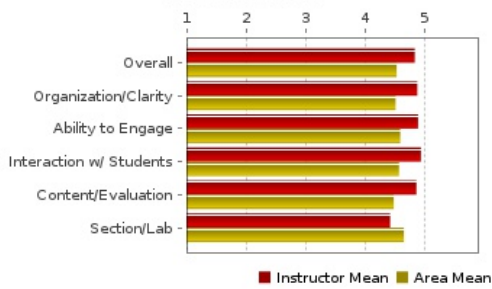
Subject: **MUSIC**

Enrollment: **32** Responses Incl Declines: **28**

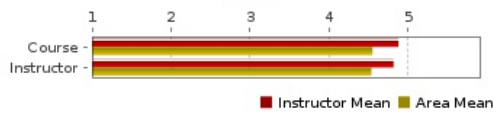
Catalog & Section: **161A, 01**

(Declined: **11**)

Elements of Instruction

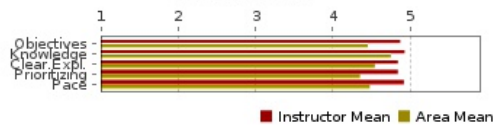


Overall



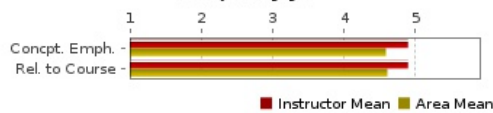
	Response Rate	Mean	Std Dev	Ex	Vg	G	F	P	N/A
Course	50%	4.88	0.33	14	2	0	0	0	0
Instructor	50%	4.81	0.53	14	1	1	0	0	0

Organization/Clarity



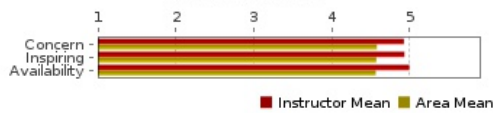
	Response Rate	Mean	Std Dev	Ex	Vg	G	F	P	N/A
Objectives	50%	4.88	0.33	14	2	0	0	0	0
Knowledge	50%	4.85	0.25	14	1	0	0	0	1
Clear Expl.	50%	4.85	0.53	12	0	1	0	0	3
Prioritizing	50%	4.85	0.53	12	0	1	0	0	3
Pace	50%	4.92	0.27	12	1	0	0	0	3

Ability to Engage



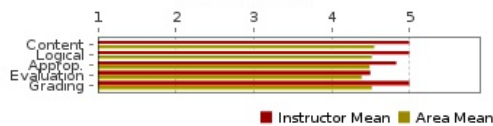
	Response Rate	Mean	Std Dev	Ex	Vg	G	F	P	N/A
Concept. Emph.	50%	4.90	0.30	9	1	0	0	0	6
Rel. to Course	50%	4.90	0.30	9	1	0	0	0	6

Interaction w/ Students



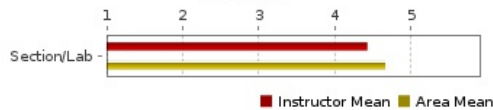
	Response Rate	Mean	Std Dev	Ex	Vg	G	F	P	N/A
Concern	50%	4.93	0.26	13	1	0	0	0	2
Inspiring	50%	4.94	0.24	15	1	0	0	0	0
Availability	50%	5.00	0.00	9	0	0	0	0	7

Content/Evaluation



	Response Rate	Mean	Std Dev	Ex	Vg	G	F	P	N/A
Content	50%	5.00	0.00	14	0	0	0	0	2
Logical	50%	5.00	0.00	12	0	0	0	0	4
Approp.	50%	4.83	0.37	10	2	0	0	0	4
Evaluation	50%	4.50	1.19	10	0	1	0	1	4
Grading	50%	5.00	0.00	12	0	0	0	0	4

Section/Lab

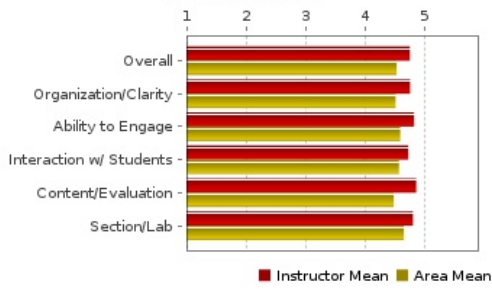


	Response Rate	Mean	Std Dev	Ex	Vg	G	F	P	N/A
Section/Lab	50%	4.43	1.40	6	0	0	0	1	9

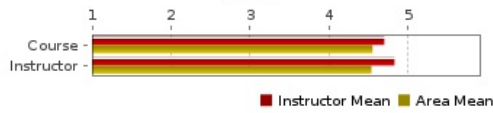
Instructor: **Aquilanti, Giancarlo**
 Subject: **MUSIC**
 Catalog & Section: **161C, 01**

Course Title: **RED VEST BAND**
 Enrollment: **46** Responses Incl Declines: **36**
 (Declined: **13**)

Elements of Instruction

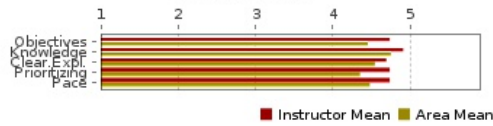


Overall



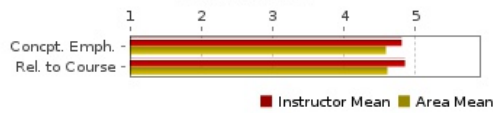
	Response Rate	Mean	Std Dev	Ex	Vg	G	F	P	N/A
Course	50%	4.70	0.55	17	5	1	0	0	0
Instructor	50%	4.83	0.38	19	4	0	0	0	0

Organization/Clarity



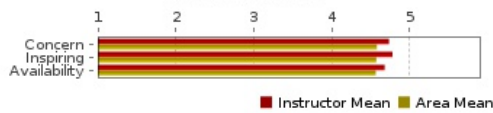
	Response Rate	Mean	Std Dev	Ex	Vg	G	F	P	N/A
Objectives	50%	4.74	0.53	18	4	1	0	0	0
Knowledge	50%	4.91	0.28	21	2	0	0	0	0
Clear Expl.	50%	4.70	0.55	17	5	1	0	0	0
Prioritizing	50%	4.74	0.53	18	4	1	0	0	0
Pace	50%	4.74	0.53	18	4	1	0	0	0

Ability to Engage



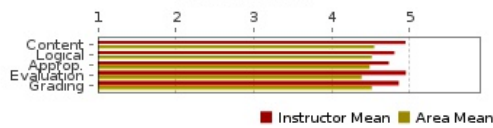
	Response Rate	Mean	Std Dev	Ex	Vg	G	F	P	N/A
Concept. Emph.	50%	4.81	0.39	17	4	0	0	0	2
Rel. to Course	50%	4.86	0.35	18	3	0	0	0	2

Interaction w/ Students



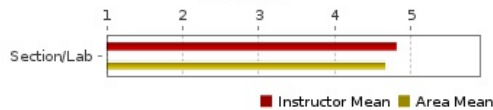
	Response Rate	Mean	Std Dev	Ex	Vg	G	F	P	N/A
Concern	50%	4.74	0.53	18	4	1	0	0	0
Inspiring	50%	4.78	0.51	19	3	1	0	0	0
Availability	50%	4.68	0.76	18	2	1	1	0	1

Content/Evaluation



	Response Rate	Mean	Std Dev	Ex	Vg	G	F	P	N/A
Content	50%	4.95	0.21	20	1	0	0	0	2
Logical	50%	4.81	0.39	17	4	0	0	0	2
Approp.	50%	4.74	0.55	15	3	1	0	0	4
Evaluation	50%	4.95	0.21	21	1	0	0	0	1
Grading	50%	4.86	0.34	19	3	0	0	0	1

Section/Lab



	Response Rate	Mean	Std Dev	Ex	Vg	G	F	P	N/A
Section/Lab	50%	4.81	0.39	13	3	0	0	0	7